

## Finding U.S. Passenger Lists

1. **The U.S. did not require passenger lists until Jan. 1, 1820.** Before that time period ship captains and ship companies made lists according to their needs. States or ports may have required lists too. ***Very few passenger lists before 1820 survived.*** Surviving lists could be located at the port, with the shipping company, or in the collection of a library, museum, or archive. Most of these lists have been transcribed and published in book or periodical format. **FindMyPast (<http://www.findmypast.com/persi>) includes an index to local history and genealogy periodicals called PERSI. FindMyPast is free to search.**
2. **Search Ancestry Library Edition for U.S. passenger lists.** Ancestry includes millions of passenger lists from numerous ports such as New York City, New Orleans, Baltimore, Boston, Philadelphia, Hawaii, Florida, Alaska, Texas, Puerto Rico, and many others. The dates of passenger lists are mainly from 1820 - 1960. **Ancestry Library Edition is available for use at any Buffalo & Erie County Public Library location.**
3. **Search Ancestry Library Edition for overseas departure lists.** Unfortunately, not all U.S. passenger lists survived. For some years and locations, copies and abstracts supplement the missing original lists. Copies and abstracts were handwritten and errors certainly occurred. Also, the abstracts usually did not spell out first names. Some foreign ports kept outgoing passenger departure lists. These lists may be easier to read, or may have been more accurate than the U.S. lists (or copies/abstracts). Some major collections of foreign departure lists in *Ancestry* include: United Kingdom, Hamburg, and Sweden.
4. **Search Ancestry Library Edition for Canadian or Mexican Border Crossings.** *Canadian Border Crossings were first kept in 1895 and Mexican Border Crossing Records began in 1903. Before those dates, immigrants coming in through Canada and Mexico were not recorded or regulated.* Immigrants were issued compiled inspection cards that they surrendered to US officials onboard trains as they crossed the border. The information on the cards was similar to what was on passenger lists. *Before Sept. 30, 1906, Canadians and Mexicans entering the US were not included on border crossing records.*
5. **Search Ancestry Library Edition for Canadian arrival lists.** In the early 1890s, about 40% of passengers arriving in Canada were en route to the United States. Many immigrants came through Canada on their way to the U.S. because it was cheaper than coming directly to the U.S. **Also, immigration across the Canadian border was not regulated or recorded until 1895.** This allowed persons who were restricted from entering the U.S. under the immigration laws of the time a way into the country ([https://wiki.rootsweb.com/wiki/index.php/Major\\_Settlements,\\_Immigration,\\_and\\_Naturalization](https://wiki.rootsweb.com/wiki/index.php/Major_Settlements,_Immigration,_and_Naturalization).) Canadian passenger lists are available in *Ancestry* from 1865-1935. It should be noted that Canadian lists were not strictly kept for all ports and all time periods.
6. **Search FamilySearch ([www.familysearch.org](http://www.familysearch.org)).** *FamilySearch* is a free website available to everyone and includes many of the same passenger lists and border crossing records as *Ancestry*. Though they are the same lists, the indexing may be different, so you may find a name in one database and not in the other.
7. **Search the Ellis Island passenger lists.** If you think your immigrants came through New York City, try the Ellis Island (<http://libertyellisfoundation.org>) website to search for passenger lists. The Ellis Island site has lists for 1892-1957. Another option to search the Ellis Island site is to use Stephen Morse's One-Step search pages (<http://stevemorse.org/#ellis>). **It should be noted that the lists available through Ellis Island are the same lists that are held at the National Archives and Records Administration (NARA).** NARA's lists are those that have been digitized by *Ancestry*, *FamilySearch*, and other sources. Though they are the same lists, the indexing is different, so

you may find a name in one database and not in the other. See the list below for the dates that the New York City Barge Office, Ellis Island and Castle Garden were used as immigrant processing stations in New York City.

- August 1, 1855 - April 18, 1890 - Castle Garden
- April 19, 1890 - December 31, 1891 - New York City Barge Office
- January 1, 1892 - June 13, 1897 - Ellis Island
- June 14, 1897 - December 16, 1900 - New York City Barge Office
- December 17, 1900 - 1924 - Ellis Island

8. See the Library's guide: ***Passenger Lists: Selected Sources in the Grosvenor Room*** for books and websites that include passenger lists. <https://www.buffalolib.org/special-collections/guides-publications#8>

9. If you have any of the following documents related to your ancestor, you may already have detailed information about your ancestor's arrival to the United States.

- **Naturalization Records** - If your ancestor arrived in the U.S. after 1906, and was naturalized, a ***Certificate of Arrival*** would have been created as part of the naturalization process. The Certificate of Arrival provides the immigrant's **date, port, and ship of arrival**. These certificates may be found in your ancestor's naturalization records.

▪ **Erie County, NY, Naturalizations**

- Naturalizations after 1906 may be found at the Erie County Clerk's Office (usually only until 1929) or through the National Archives at New York City (<https://www.archives.gov/nyc/finding-aids/naturalization-holdings.html>).
- Naturalizations before Sept. 27, 1906 can be found in the Erie County Clerk's Office, Basement Record Center in Erie County Hall, at 92 Franklin St.

▪ **Western New York Naturalizations, U.S. District Court** - The Grosvenor Room has an index that covers the National Archive held records for Western New York from Sept. 27, 1906 – 1966. Partial data from the index can also be found online for free through *FamilySearch*: <https://familysearch.org/search/collection/1854307>.

▪ **Naturalizations for other locations**

- **County Clerk's Office** where your ancestor lived at the time of naturalization.
- Sept. 27, 1906 and later – **National Archives**.
- **Ancestry Library Edition** – Many naturalization records are included, though none from Erie County. Most are U.S. District Court naturalizations vs. county naturalizations.
- **FamilySearch** – Many naturalization records are included, both U.S. District Court and some county naturalizations. There are many from WNY, but none for Erie County. Here is a link to the New York county naturalizations: <https://familysearch.org/search/collection/1999177>.

- **Passports**—May include the date and ship of immigration and/or naturalization information. U.S. passport applications from 1795-1925 are available in *Ancestry Library Edition* and *FamilySearch*. Passports after 1925 can be requested through a Freedom of Information Act request at the following website: <https://travel.state.gov/content/travel/en/passports/have-passport/passport-records.html>. Passports were not required for overseas travel until the end of 1941 (as well as during the Civil War and during WWI), but many U.S. citizens obtained them anyway.

- **Visas and Alien Registration**

▪ **Visas** were required for every immigrant intending to stay permanently in the U.S. beginning July 1, 1924. The

back of the visa application provides the alien's date, port, and ship of arrival.

- **Mandatory Alien Registration** began on August 1, 1940. Alien registration forms asked (in addition to other questions) for the port, date, and ship of the alien's last (most recent) arrival as well as the date of the first arrival.
  - **U.S., Index to Alien Case Files at the National Archives at Kansas City, 1944-2003** - This database is available in *Ancestry Library Edition* and *FamilySearch*. It covers aliens from most areas in the United States who were born before 1909 and either did not naturalize before April 1, 1956, or never naturalized. *Ancestry's* index usually includes name, date of birth, **date of arrival, port of entry**, country of origin, and registration number. *FamilySearch's* index usually includes name, **event date (arrival date)**, birth date, and record identifier (registration number).
- Visa and alien registration information is available through May 1, 1951 for genealogy research. **To obtain a visa or alien registration record, or to learn more, see:** <https://www.uscis.gov/genealogy>.

10. **Browse passenger lists** - If you have worked through all of the above steps and still have not found the passenger list that you are seeking, browsing passenger lists may produce the list. You can browse passenger lists using databases such as *Ancestry Library Edition* and *FamilySearch*. You can also browse passenger list microfilm. The Buffalo & Erie County Public Library does not carry passenger lists on microfilm. The Family History Library has microfilmed passenger lists which can be rented for a fee at a local Family History Center ([https://familysearch.org/wiki/en/Introduction\\_to\\_LDS\\_Family\\_History\\_Centers](https://familysearch.org/wiki/en/Introduction_to_LDS_Family_History_Centers)).

- For a detailed list of surviving passenger lists housed by the National Archives, see: <https://www.archives.gov/research/immigration/passenger-arrival.html#film>.
- For a list of European passenger steamship arrivals for the Port of New York from 1890-1930 and for the ports of Philadelphia, Boston, and Baltimore from 1904-1926, see:
  - GRO INDX **Morton Allan directory of European passenger steamship arrivals for the years 1890 to 1930 at the Port of New York and for the years 1904 to 1926 at the ports of New York, Philadelphia, Boston, and Baltimore**. Baltimore: Genealogical Pub. Co., 1993.
- **You will need to narrow down your search to as small a date range as possible.** One way to do that is by using data found in census records. The following chart shows the immigration information that can be found in both U.S. Federal Census records and New York State Census records. Census records from other states may include immigration data too.

Question Asked	U.S. Federal Census	New York State Census
Year of immigration to the U.S.	1920, 1930	
Year of naturalization	1920	
Number of years in the U.S.	1900, 1910	1905, 1915, 1925
If naturalized, when and where		1925

## 11. Tips & Miscellaneous Information

- **Search for married women using their maiden names.** In some countries, women used their maiden names for business, especially France, Italy, and the Netherlands.
- **Sometimes ports took a few years to comply with new immigration laws.** Therefore, passenger lists may

not reflect the data that was supposed to be recorded immediately after new laws were passed.

- **Births and deaths at sea** were usually recorded at the end of a passenger list or through a column or a notation near the person's name on the list.
- **Stowaways** were usually found along the journey. Their names were generally added to the end of the passenger list or added to the crew list because they were required to work for their passage fare. If they were not discovered, then there will not be evidence of their arrival.
- **Detained Aliens** – *Lists of detained aliens were kept beginning in 1903*. If your ancestor was detained, you should see the notation **S.I.** (for special inquiry) or the word **admitted** or **deported** stamped next to his name. If any of these are present, there should be a list of detainees directly after the last page of the ship's manifest. Next, there should be a list of detainees held for special inquiry. The list should provide details about why the person was detained; how long they were detained; if they were deported and the name of the return ship; and if the person was detained because they were waiting for someone, the name and address of the person they are waiting for should be provided.
  - Prior to 1903, if the alien deportation was an open and shut case, no special records were kept, but there should still be a notation by the person's name, such as *S.I.* If there was an appeals case, NARA may have records associated with the case, but they are not indexed.
- **Return/Seasonal Migration** - Italians, Poles, and Greeks usually made multiple trips back home. Some just came to the U.S. to make enough money to buy land in their home countries. Others were saving up to send for the rest of their family and may have gone back and forth between countries before permanently settling.

## Bibliography

GRO INDX CS49 .C63 2002. Colletta, John Philip. *They came in ships: a guide to finding your immigrant ancestor's arrival record*. Orem, Utah: Ancestry, [2002].

GRO INDX CS68 .T46 1993. Tepper, Michael. *American passenger arrival records: a guide to the records of immigrants arriving at American ports by sail and steam*. Baltimore: Genealogical Pub. Co., 1996.

GRO Ref CS47 .N49 1998. Newman, John J. *American naturalization records, 1790-1990: what they are and how to use them*. Bountiful, Utah: Heritage Quest, [1998].

GRO Ref CS47 .S96 1998. Szucs, Loretto Dennis. *They became Americans: finding naturalization records and ethnic origins*. Salt Lake City, Utah: Ancestry, 1998. **\*\*\*Has an excellent immigration chronology.**

GRO Ref CS49 .C383 2005. Carmack, Sharon DeBartolo. *The Family Tree guide to finding your Ellis Island ancestors*. Cincinnati, OH: Family Tree Books, 2005.

GRO Ref CS68 .U6 2000. Eales, Anne B. and Robert M. Kvasnicka, Eds. *Guide to genealogical research in the National Archives of the United States*. Washington, DC: National Archives and Records Administration, 2000.

GRO Ref F118 .N39 2014. Joshi, Naomi, ed. *New York Family History Research Guide and Gazetteer*. New York, NY: New York Genealogical and Biographical Society, [2014].

STACKS CD3023 .P7. Potter, Constance. *St. Albans Passenger Arrival Records*. *Prologue Magazine*. Spring 1990. P. 90-93.

STACKS JV6450 .N6. Novotny, Ann. *Strangers at the door; Ellis Island, Castle Garden, and the great migration to America*. Novotny, Ann. Riverside, Conn.: Chatham Press [1971].

National Archives and Records Administration. *Immigration Records*. <https://www.archives.gov/research/immigration/>

Smith, Marian L. "Any woman who is now or may hereafter be married . . ." *Women and Naturalization, ca. 1802-1940*. *Prologue Magazine*. Summer 1998, Vol. 30, No. 2. <http://www.archives.gov/publications/prologue/1998/summer/women-and-naturalization-1.html>.

U.S. Citizenship and Immigration Services. *Genealogy*. <https://www.uscis.gov/genealogy>.

## Passenger Lists Class: Websites

### Accessing Naturalization & Passports

1. New York, Western District, Naturalization Index, 1907-1966 - <https://familysearch.org/search/collection/1854307>
2. Obtain New York Naturalizations from the National Archives - <https://www.archives.gov/nyc/finding-aids/naturalization-records.html>
3. New York Naturalizations through FamilySearch - <https://familysearch.org/search/collection/1999177>
4. U.S. Passports on FamilySearch - <https://www.familysearch.org/search/collection/2185145>

### Background Information, Immigration

1. U.S. Citizenship and Immigration Legislation from 1790 - 1900 - <http://www.schundler.net/Legislation%201790-1900.pdf>
2. National Archives. *Major United States Laws Relating to Immigration and Naturalization: 1790–2005* - <https://www.archives.gov/files/research/naturalization/420-major-immigration-laws.pdf>
3. Detailed NARA lists/descriptions of passenger list collections - <https://www.archives.gov/research/immigration/passenger-arrival.html#film>
4. A guide to interpreting passenger lists notations - <https://www.jewishgen.org/infofiles/manifests/>

### Free Websites, Passenger Lists

5. Ellis Island - <https://www.libertyellisfoundation.org/>
6. National Archives Archival Databases - <https://aad.archives.gov/aad/>
7. Cyndi's List Immigration - <https://www.cyndislist.com/immigration/>
8. Stephen Morse - <https://www.stevemorse.org/>

### FamilySearch (Free)

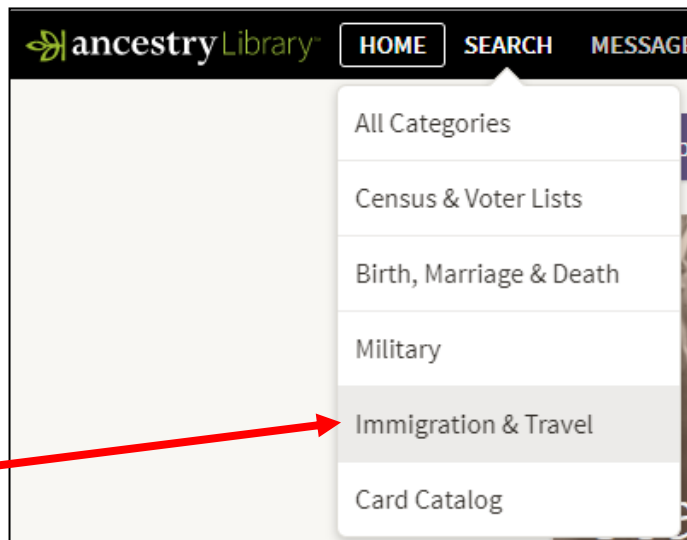
9. FamilySearch Card Catalog - <https://familysearch.org/catalog/search>
10. FamilySearch Records - <https://www.familysearch.org/search>

### Finding Library and Archive Holdings

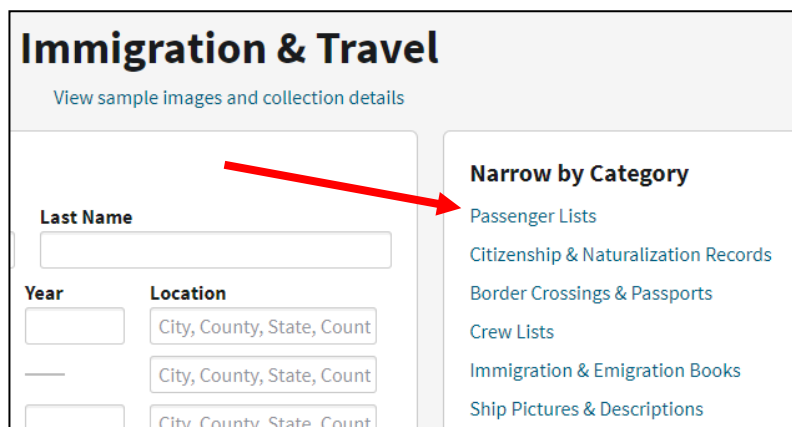
11. ArchiveGrid - <https://researchworks.oclc.org/archivegrid/> - A catalog of archival records in U.S. and foreign libraries, archives, museums, historical societies, and other collections. Search for keywords such as: manifest(s), log books, passenger lists, custom house, aliens, name of passenger line company, along with a location such as a city or state.
12. WorldCat – [www.worldcat.org](http://www.worldcat.org) – A catalog including materials from the U.S. and foreign libraries. Search as for ArchiveGrid. Set limiters to archival material.

### 3 - Finding a Passenger List with Known Information

1. Go to: [www.buffalolib.org](http://www.buffalolib.org)
2. Click on the **Research** link near the top of the page.
3. Select **Genealogy** from the **Categories** list.
4. Select **Ancestry Library Edition**.
5. Click the **Search** menu and select **Immigration and Travel**.



6. Under **Narrow by Category**, select **Passenger Lists**.



7. Insert the known information. The known information is the passenger name, **William Hennelly**; the port of arrival, **Portland, Maine**; the ship, **President Polk**; and the date of arrival, **November 1, 1923**. For the date of arrival, input the month and year only, in case the date is off a bit. The ship name (or keyword from the ship name) goes in the keyword field. Make the year of arrival exact.

<b>First &amp; Middle Name(s)</b>		<b>Last Name</b>		
<input type="text" value="William"/>		<input type="text" value="Hennelly"/>		
<input type="checkbox"/> Exact...		<input type="checkbox"/> Exact...		
	<b>Day</b>	<b>Month</b>	<b>Year</b>	<b>Location</b>
Birth	<input type="text"/>	<input type="text"/>	<input type="text"/>	<input type="text" value="City, County, State, Count"/>
Lived In	<input type="text"/>	<input type="text"/>	<input type="text"/>	<input type="text" value="City, County, State, Count"/>
Arrival	<input type="text" value="▼"/>	<input type="text" value="Nov ▼"/>	<input type="text" value="1923"/>	<input type="text" value="Portland, Cumberland, M:"/>
Departure	<input type="text" value="▼"/>	<input type="text" value="▼"/>	<input type="text"/>	<input type="text" value="City, County, State, Count"/>
Any Event	<input type="text"/>	<input type="text"/>	<input type="text"/>	<input type="text" value="City, County, State, Count"/>
Origin	<input type="text"/>	<input type="text"/>	<input type="text"/>	<input type="text" value="City, County, State, Count"/>
Destination	<input type="text"/>	<input type="text"/>	<input type="text"/>	<input type="text" value="City, County, State, Count"/>
<b>Keyword</b>				
<input type="text" value="Polk"/>				<input type="checkbox"/> Exact
e.g. pilot or "Flying Tigers" ▼				



8. When you get your results, select the first hit. William's birth year, 1905, is known and that data is given in the first result.

### All Passenger Lists results for William Hennelly

Search Filters: Broad  Exact

William Hennelly  
ARRIVAL: 1923  
IN: Portland, C...  
ANYTHING: Polk  
Edit Search | New Search | **Update**

[All Categories](#)  
> [Immigration & Travel](#)  
Passenger Lists  
- New York, Passenger and Crew Lists (including Castle Garden and Ellis Island) 1

Results 1-2 of 2

**U.S., Atlantic Ports Passenger Lists, 1820-1873 and 1893-1959**  
PASSENGER LISTS  
[View Image](#)

NAME: **William Hennelly**  
BIRTH: abt 1905 - Ireland  
ORIGIN: Ireland  
DEPARTURE: Cobh and Queenstown, Ireland  
ARRIVAL: 1 Nov 1923 - Portland

**New York, Passenger and Crew Lists (including Castle Garden and Ellis Island), 1820-1957**  
PASSENGER LISTS  
[View Image](#)


NAME: **Wm Hanly**  
BIRTH: abt 1878  
DEPARTURE: Liverpool, England  
ARRIVAL: 12 Nov 1923 - New York, New York

1-2 of 2 Per page

9. Click **View**.

## William Hennelly

in the U.S., Atlantic Ports Passenger Lists, 1820-1873 and 1893-1959



Name:	William Hennelly
Age:	18
Estimated birth year:	abt 1905
Birthplace:	Castlabar, Ireland
Gender:	Male
Ethnic Background:	Irish
Arrival Date:	1 Nov 1923
Port of Arrival:	Portland, Maine
Port of Departure:	Cobh and Queenstown, Ireland
Ship Name:	President Polk
Friend's Name:	Mr John Mullaghy
Last Residence:	Ireland
Place of Origin:	Ireland

**Send Your**  
Enter your email  
you a link to you  
Page where you  
of the great finds  
**SEND DOCUM**  
*We value your priv*  
[View printe](#)

THE NATIONAL ARCHIVES ARCHIVES.GOV  
Prov  
Natic  
Adm

10. Once the image is open, find the passenger of interest on the list. Also, always be sure to move forward to the next page because passenger lists are often two or more pages long. Forward until it is clear that the document being viewed does not pertain to the person of interest.

U.S., Atlantic Ports Passenger Lists, 1820-1873 and 1893-1959 for William Hennelly  
 State > Maine > Portland > 1923 > November

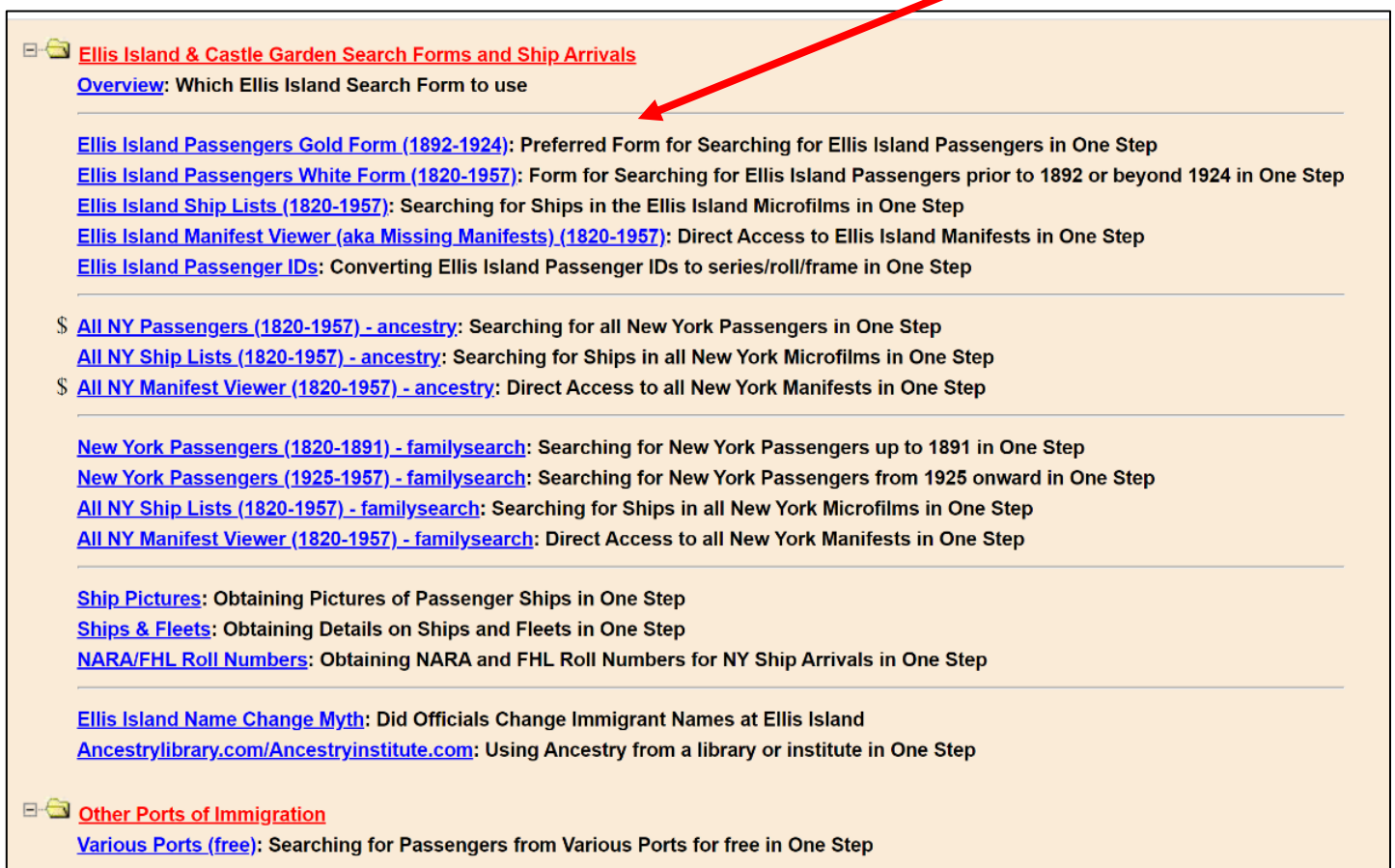
Name	Age	Sex	Occupation	Language	Yes	English	Yes	British	Irish	Irish
Calvin	22	M	Labourer	English	Yes	English	Yes	British	Irish	Irish
Daniel	20	M	Domestic	English	Yes	English	Yes	British	Irish	Irish
William	19	M	Labourer	English	Yes	English	Yes	British	Irish	Irish
Annie	2	F	Servant	English	Yes	English	Yes	British	Irish	Irish
Bridget	14	F	Domestic	English	Yes	English	Yes	British	Irish	Irish


Handwritten annotations: 2905/411, 2905/218 King 3105/56, 2905/189 N 3105/200 1710/18, 2-140658

11. If you do not find the person that you are looking for, but think that the known data is correct, the problem may be an indexing error associated with the name. Use the same search, but without the name. The database will return a list of names containing that data. Click on any individual with the right arrival, ship, and port. You can then browse the passenger list page by page to see if you find the name that you are looking for. Keep in mind that the person that you select may not be on the first page of the manifest, so you will want to move backwards through the images to get to the first page. The manifest may be several pages long.



1. Go to - <https://www.stevemorse.org/>
2. The Stephen Morse website includes many helpful search utilities for popular genealogy websites and records. If you find a passenger list database difficult to search, check here to see if Mr. Morse has developed a search tool for it. There are many choices for passenger lists. For this search, select **Ellis Island Passengers Gold Form**.



 [Ellis Island & Castle Garden Search Forms and Ship Arrivals](#)  
[Overview](#): Which Ellis Island Search Form to use

---

[Ellis Island Passengers Gold Form \(1892-1924\)](#): Preferred Form for Searching for Ellis Island Passengers in One Step  
[Ellis Island Passengers White Form \(1820-1957\)](#): Form for Searching for Ellis Island Passengers prior to 1892 or beyond 1924 in One Step  
[Ellis Island Ship Lists \(1820-1957\)](#): Searching for Ships in the Ellis Island Microfilms in One Step  
[Ellis Island Manifest Viewer \(aka Missing Manifests\) \(1820-1957\)](#): Direct Access to Ellis Island Manifests in One Step  
[Ellis Island Passenger IDs](#): Converting Ellis Island Passenger IDs to series/roll/frame in One Step

---

\$ [All NY Passengers \(1820-1957\) - ancestry](#): Searching for all New York Passengers in One Step  
\$ [All NY Ship Lists \(1820-1957\) - ancestry](#): Searching for Ships in all New York Microfilms in One Step  
\$ [All NY Manifest Viewer \(1820-1957\) - ancestry](#): Direct Access to all New York Manifests in One Step

---


[New York Passengers \(1820-1891\) - familysearch](#): Searching for New York Passengers up to 1891 in One Step  
[New York Passengers \(1925-1957\) - familysearch](#): Searching for New York Passengers from 1925 onward in One Step  
[All NY Ship Lists \(1820-1957\) - familysearch](#): Searching for Ships in all New York Microfilms in One Step  
[All NY Manifest Viewer \(1820-1957\) - familysearch](#): Direct Access to all New York Manifests in One Step

---

[Ship Pictures](#): Obtaining Pictures of Passenger Ships in One Step  
[Ships & Fleets](#): Obtaining Details on Ships and Fleets in One Step  
[NARA/FHL Roll Numbers](#): Obtaining NARA and FHL Roll Numbers for NY Ship Arrivals in One Step

---

[Ellis Island Name Change Myth](#): Did Officials Change Immigrant Names at Ellis Island  
[Ancestrylibrary.com/Ancestryinstitute.com](#): Using Ancestry from a library or institute in One Step

 [Other Ports of Immigration](#)  
[Various Ports \(free\)](#): Searching for Passengers from Various Ports for free in One Step

### 3. Input search criteria as seen below:

**There is no required field, not even the last name**

starts with or is  
 sounds like

contains  
 starts with or is

sounds like

contains

starts with or is  
 sounds like

contains  
 starts with or is  
 sounds like

contains  
 starts with or is  
 contains

starts with or is  
 contains

**Specify at most two of the following three ranges**  
 Year of arrival is between  and

Arrival month

Arrival day

Age at arrival is between  and

Start search at entry

Marital Status

Year of birth is between  and

hits/page

Gender

**Ethnicities (check any that might apply, or leave blank)**

**Check off those item that you would like to see on the results page**

name     year of arrival     age     link to passenger record  
 town     month and year of arrival     gender     link to manifest  
 ship     full date of arrival     marital status     link to ship image  
 port     year of birth     passenger ID     link to annotations

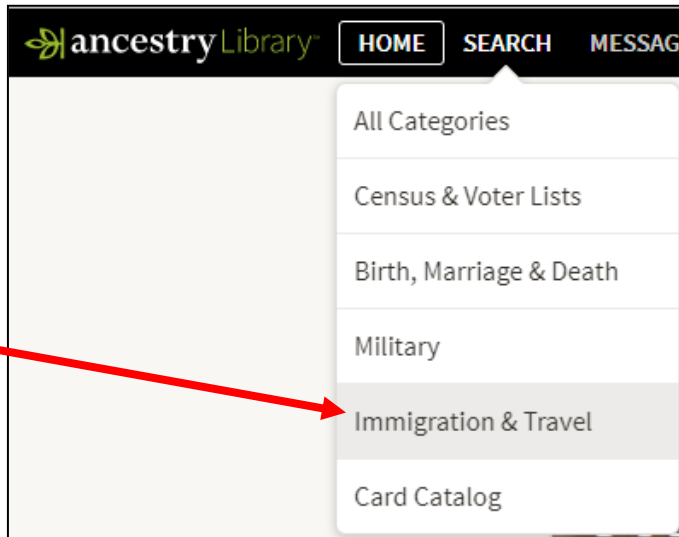
**Sort results by**

name     ship     date of arrival     age     marital status  
 town     port     year of birth     gender     passenger ID

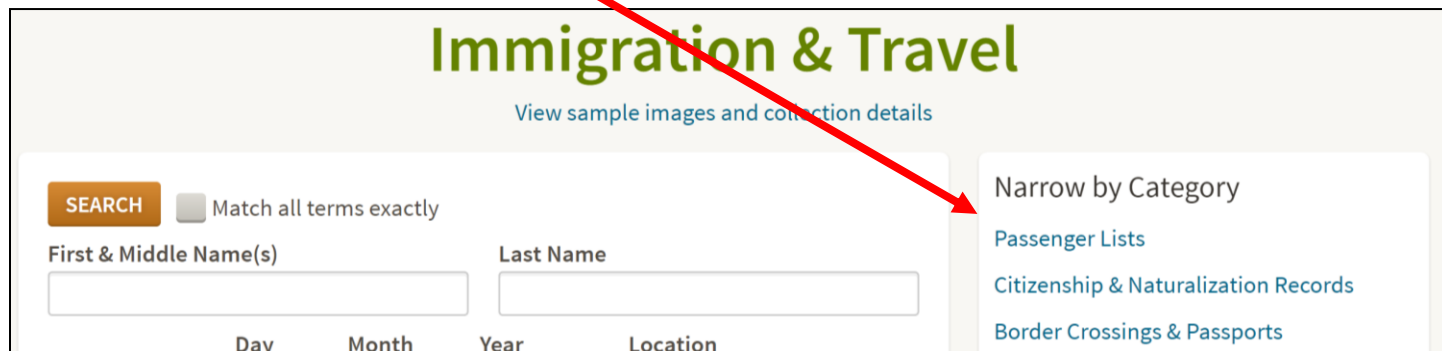
*Some search/sort combinations may take a while. If yours takes too long, try sorting on a different field.*

	Name ▲	Residence ◆	Age ◆	Born* ◆	Arrived
51	Paulsen, Anton		29	1864-1865	1894
52	Paulson, Anton	Aarhus	28	1869-1870	1898
53	Pellicane, Antonino	S Flavia	28	1864-1865	1893
54	Pellicano, Antonio	Gallico	37	1862-1863	1900
55	Pilicone, Antonino	Galeico	23	1875-1876	1899
56	Plesmia, Anton	Solnalia	21	1871-1872	1893
57	Policeni, Antonio	Cerasi	28	1871-1872	1900
58	Polisino, Antonio		21	1874-1875	1896
59	Pologna, Antonio	Giovimosso	26	1866-1867	1893
60	Poulsen, Anton		34	1858-1859	1893
61	Poulsen, Anton	Mellerup, Denm.	30	1867-1868	1898
62	Poulson, Anton		27	1866-1867	1894
63	Poulson, Anton		30	1863-1864	1894
64	Poullsson, Anton	Astop, Sweden	21	1878-1879	1900

1. Go to: [www.buffalolib.org](http://www.buffalolib.org)
2. Click on the **Research** link near the top of the page.
3. Select **Genealogy** from the **Categories** list.
4. Select **Ancestry Library Edition**.
5. Click the **Search** menu and select **Immigration and Travel**.



6. Narrow the category to Passenger Lists.



7. Search as seen to the right.

8. You will get no results from step seven's search.

9. Edit your search as below by selecting **Edit Search**.

**All Passenger Lists results for Julia Golubski**

Search Filters: Broad  Exact

julia  
golubski  
BORN: 1842  
IN: Poland  
ARRIVAL: 1882

**Edit Search** | New Search

Your Search for Julia Golubski returned zero good matches

**Why?**  
We couldn't find any results that exactly matched the information you marked as 'Exact'. [Learn more](#)

**What should you do?**  
\* Try un-checking one or more 'Exact' boxes to show close matches even when no exact matches

Use the \* (asterisk) character in the place of the last part of the surname. The asterisk will take the place of 1 or more letters that may follow the letter b.

**First & Middle Name(s)**   Exact...

**Last Name**   Exact...

**Place your ancestor might have lived**

**Birth Year**   +/-2 yrs

**Search** Show fewer options ^  Match all terms exactly

**Add event:** Birth Marriage Death Lived In Any Event More v

	Year	Location
Birth	<input type="text" value="1842"/> <input checked="" type="checkbox"/> +/-2 yrs	<input type="text" value="Poland"/> <input type="checkbox"/> Exact to country
Arrival	<input type="text" value="1882"/> <input checked="" type="checkbox"/> +/-2 yrs	<input type="text" value="City, County, State, Country"/>

10. Again, you will retrieve no accurate or close results.

11. Edit your search again as below.

This time we are substituting the asterisk for the beginning of the last name. There must be at least three letters before or after the asterisk to use it for truncation.

First & Middle Name(s) Last Name  
julia \*bski  
 Exact...  Exact...

Place your ancestor might have lived Birth Year  
City, County, State, Country 1842  
✓ +/-2 yrs

**Search** Show fewer options  Match all terms exactly

Add event: Birth Marriage Death Lived In Any Event More

Year Location  
Birth 1842 Poland  
✓ +/-2 yrs  Exact to country  
Arrival 1882 City, County, State, Country  
✓ +/-2 yrs


12. The results will include a listing for Julianna Yolabski. Click View Image.

New York, Passenger Lists, 1820-1957  
PASSENGER LISTS

[View Image](#)

NAME: Julianna Yolabski  
BIRTH: abt 1844  
ORIGIN: Prussia  
DEPARTURE: Bremen, Germany and Southampton, England

13. Investigating the list, we find the family. The first names and ages of the family members are correct and it appears that an unclosed G caused the transcriber to transcribe the name wrong.



14. An alternate way to find this name is by using the question mark (?) as a wildcard character. The question mark substitutes for one letter. You can use it more than once in a name.

<b>First &amp; Middle Name(s)</b> julia <input type="checkbox"/> Exact...	<b>Last Name</b> ?ol?bski <input type="checkbox"/> Exact...						
<b>Place your ancestor might have lived</b> City, County, State, Country	<b>Birth Year</b> 1842 ✓ +/-2 yrs						
<b>Search</b> Show fewer options ^ <input type="checkbox"/> Match all terms exactly							
<b>Add event:</b> Birth Marriage Death Lived In Any Event More v							
Birth	<table border="1"><tr><td><b>Year</b></td><td><b>Location</b></td></tr><tr><td>1842</td><td>Poland x</td></tr><tr><td>✓ +/-2 yrs</td><td><input type="checkbox"/> Exact to country</td></tr></table>	<b>Year</b>	<b>Location</b>	1842	Poland x	✓ +/-2 yrs	<input type="checkbox"/> Exact to country
<b>Year</b>	<b>Location</b>						
1842	Poland x						
✓ +/-2 yrs	<input type="checkbox"/> Exact to country						
Arrival	<table border="1"><tr><td><b>Year</b></td><td><b>Location</b></td></tr><tr><td>1882</td><td>City, County, State, Country x</td></tr><tr><td>✓ +/-2 yrs</td><td></td></tr></table>	<b>Year</b>	<b>Location</b>	1882	City, County, State, Country x	✓ +/-2 yrs	
<b>Year</b>	<b>Location</b>						
1882	City, County, State, Country x						
✓ +/-2 yrs							

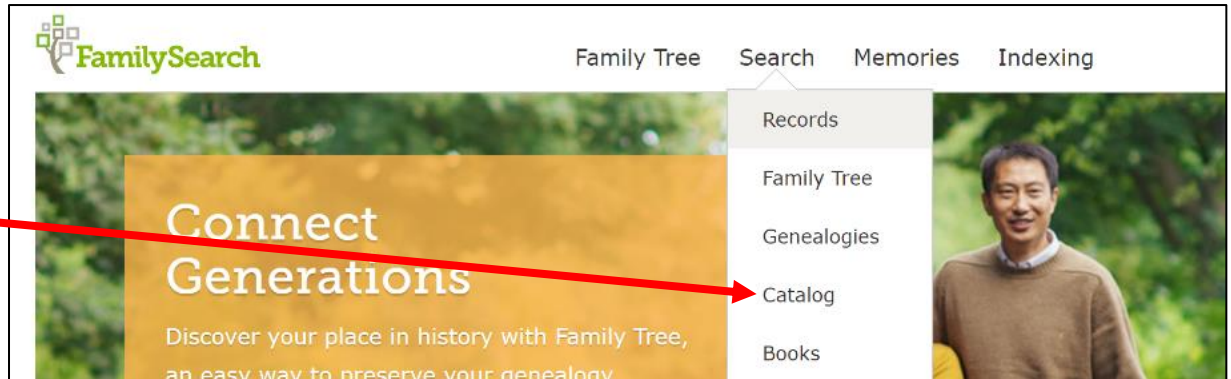
15. If one of the traveling family members has a less than common first name, try a first name search. Leave the last name field empty and input an estimated birth and arrival year.

<b>First &amp; Middle Name(s)</b> valerie ✓ Exact	<b>Last Name</b> 						
<b>Place your ancestor might have lived</b> City, County, State, Country	<b>Birth Year</b> 1880 ✓ +/-2 yrs						
<b>Search</b> Show fewer options ^ <input type="checkbox"/> Match all terms exactly							
<b>Add event:</b> Birth Marriage Death Lived In Any Event More v							
Birth	<table border="1"><tr><td><b>Year</b></td><td><b>Location</b></td></tr><tr><td>1880</td><td>Poland</td></tr><tr><td>✓ +/-2 yrs</td><td><input type="checkbox"/> Exact to country</td></tr></table>	<b>Year</b>	<b>Location</b>	1880	Poland	✓ +/-2 yrs	<input type="checkbox"/> Exact to country
<b>Year</b>	<b>Location</b>						
1880	Poland						
✓ +/-2 yrs	<input type="checkbox"/> Exact to country						
Arrival	<table border="1"><tr><td><b>Year</b></td><td><b>Location</b></td></tr><tr><td>1882</td><td>City, County, State, Country</td></tr><tr><td>✓ +/-2 yrs</td><td></td></tr></table>	<b>Year</b>	<b>Location</b>	1882	City, County, State, Country	✓ +/-2 yrs	
<b>Year</b>	<b>Location</b>						
1882	City, County, State, Country						
✓ +/-2 yrs							

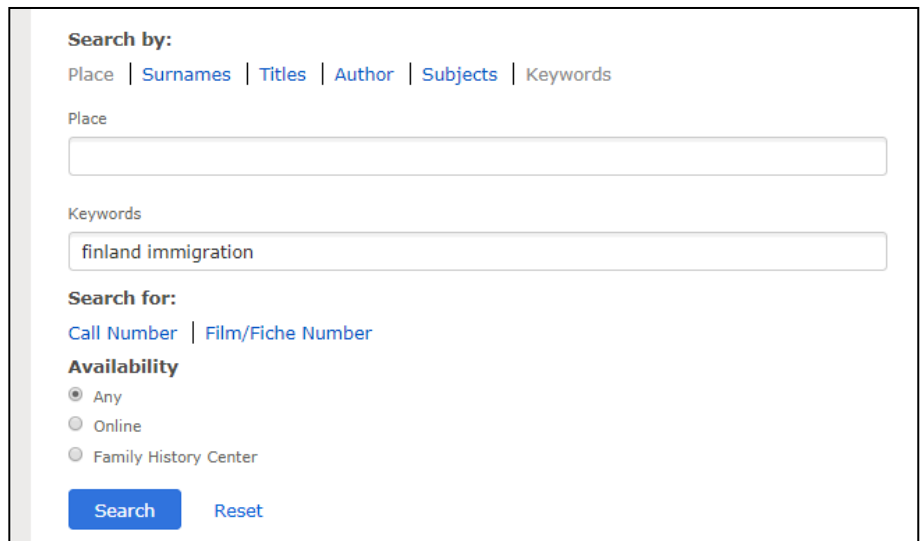


**Method 1 – “Catalog”**

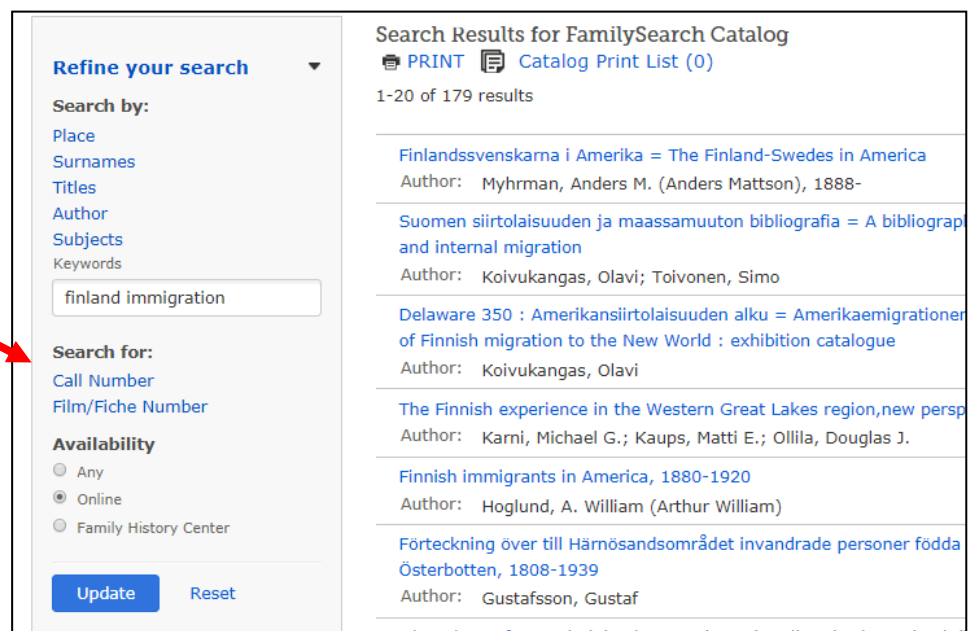
1. Go to the **Search** menu and select **Catalog**.



2. Select **Keyword** and input the country name of interest as well as the term: immigration. For this search input: **Finland immigration**. Then click **Search**.



3. Along the left side of the screen you will see various ways to narrow your results. Under **Availability**, select **Online** and then select **Update**.



4. A list of all of the online immigration records associated with Finland in FamilySearch will return. Select the record set of interest. For this search, select **Emigrantlistor, 1874-1939**.


<a href="#">Registros de la Embajada de España en Helsinki, Finlandia</a>
Author: Embajada de España (Finland); Archivo General de la Administración (Spain)
<a href="#">Emigrantlistor : inkomna uppgifter om utvandrade personer 1869-1920, med personregister 1869-1951</a>
Author: Sverige. Poliskammaren (Göteborg)
<a href="#">Emigrantlistor, 1874-1939</a>
Author: Sverige. Poliskammaren (Malmö)

5. The **Notes** section on the record should include a description of the record set in English. You can access the records under the **Film/Digital Notes** section. Look at the **Format** column. If there is a camera only, the records have been digitized and you can view them from any computer with internet. If there is a camera with a key, they have been digitized, but you have to view them at a Family History Center. If there is a magnifying glass, the records have been indexed and are searchable online. If there is a microfilm reel only, the records have not been indexed or digitized. Click on the camera/magnifying glass to access the images/index. **You will need to sign up for a free account to view the images.**

**Notes**  
Mikrofilmer av manuskript i Malmö stadsarkiv och Göteborgs landsarkiv.

Innehåller personregister och emigrantlistor of personer som utvandrade från Malmö hamn. I personregistret för 1891 har sidorna 227c-280 för personer med efternamn felbundits och återfinns mellan sidorna 10-11 av registret personer utan efternamn. Personregister för år 1887 och 1930 saknas.

Index and emigration lists of persons from Sweden and Finland who emigrated via the port of Malmö. It lists the persons name, age, place they resided at time for emigration, and when known, place of destination, and date of departure. In the index for 1891 the pages 227c-280 of the family names will be found between pages 10-11 of the index of emigrants without family names. Index for 1887 and 1930 missing.

[View this catalog record in WorldCat for other possible copy locations](#) 

---






**Subjects**  
**Locality Subjects**  
[Sweden, Malmöhus, Malmö - Emigration and immigration](#)  
[Sweden - Emigration and immigration](#)  
[Finland - Emigration and immigration](#)

---

Location

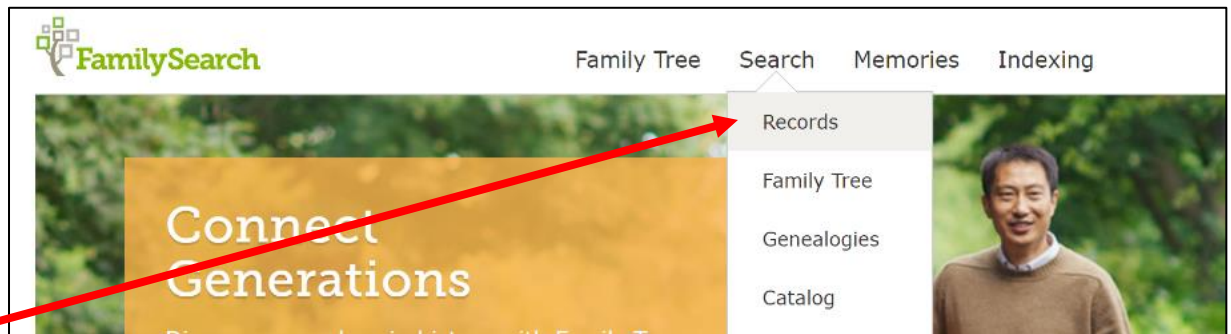
---

**Film/Digital Notes** (This family history center has 58 of 58 films/fiche.)

Note	Location	Collection/Shelf	Film	DGS	Format
Personregister 1874-1882	<a href="#">Family History Library</a>	International Film	498329	8095308	
Personregister 1874-1882	<a href="#">Family History Library</a>	International Film	1043345 Item 2	8198220	
Personregister 1883-1886,1888	<a href="#">Family History Library</a>	International Film	1043346	8198221	
Personregister 1889-1891	<a href="#">Family History Library</a>	International Film	1043347	8198222	
Personregister 1892-1895	<a href="#">Family History Library</a>	International Film	1224712	7967453	

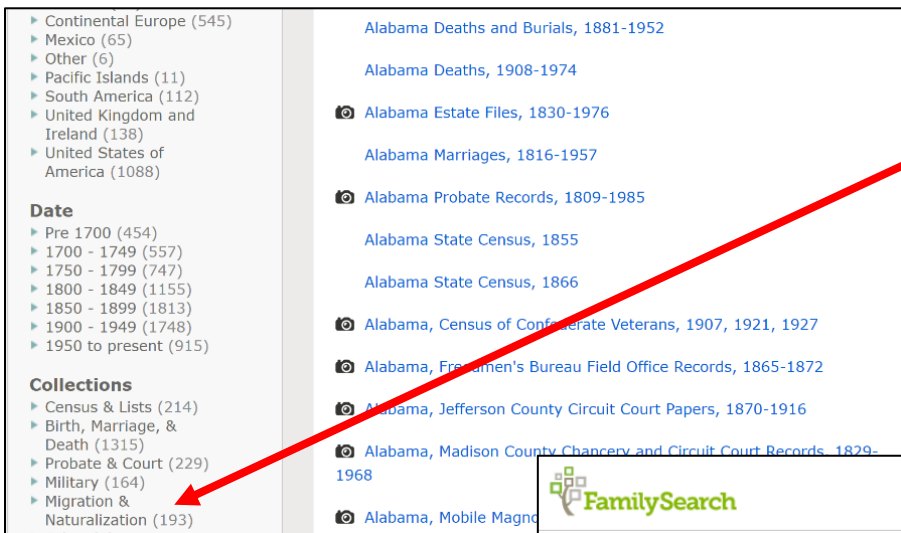
## Method 2 – “Records”

6. A quick way to get to **select** sets of passenger lists is to use the

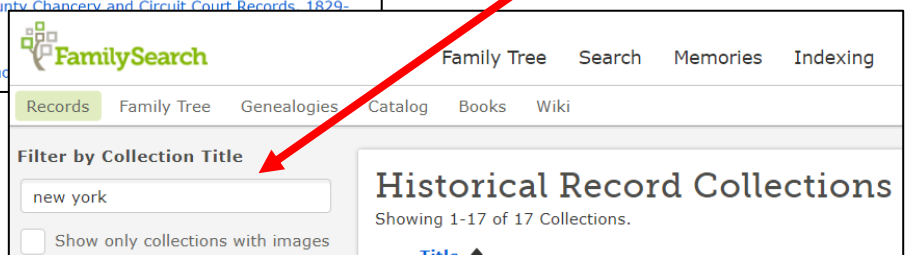


**Records** section of the website.

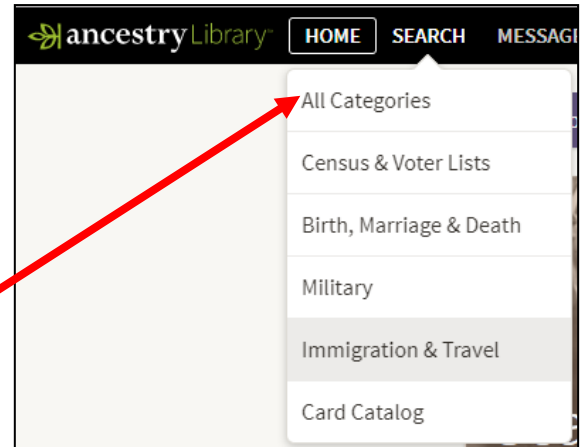
7. You can click the map to see select online records associated with a specific country, or select **Browse all published collections**.



8. Once at the list of records, narrow the list by clicking the “Migration & Naturalization” limiter at the left of the screen. You could narrow the results further by entering a location name or other keyword (s) in the search box.



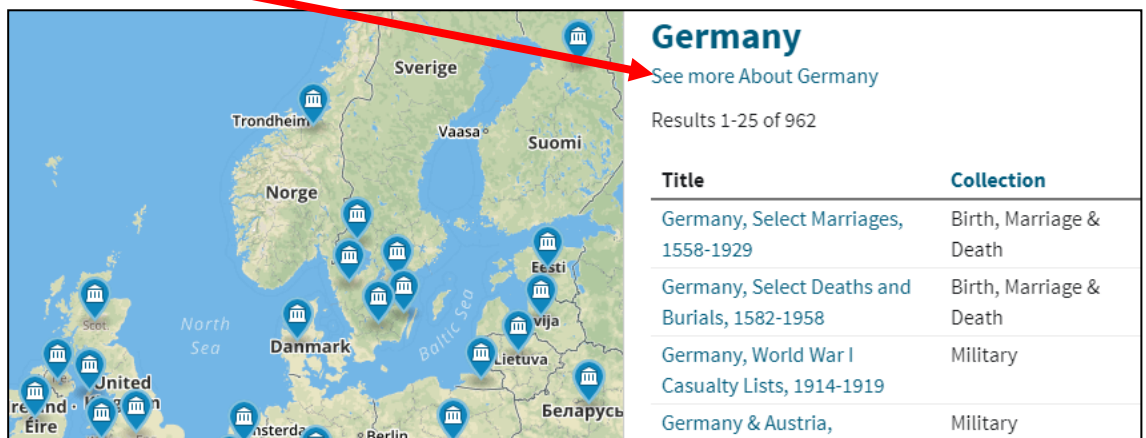
1. Go to: [www.buffalolib.org](http://www.buffalolib.org)
2. Click on the **Research** link near the top of the page.
3. Select **Genealogy** from the **Categories** list.
4. Select **Ancestry Library Edition**.
5. Click the **Search** menu and select **All Categories**.



6. Scroll to the **Explore by Location** section. For our search, select **Europe** and then **Germany**.



- 6a. A map will open. Click **See More About Germany**.



7. Scroll to **Immigration and Travel** and select **View other Immigration & Travel collections related to Germany**.



Germany Immigration & Travel	
Netherlands, Limburg Province, Certificates of Nationality, 1860-1913 (in Dutch)	68,237
Germany, Index of Jews Whose German Nationality was Annulled by Nazi Regime, 1935-1944 (in German) <b>FREE</b>	29,612
Pomerania, Germany, Passenger Lists, 1869-1901 (in German)	29,094
Germany, West Prussia, Jewish Citizenship Register, 1812 <b>FREE</b>	2,382
UK, Selected Records Relating to Kindertransport, 1938-1939 (USHMM) (in German) <b>FREE</b>	2,179
<a href="#">View other Immigration &amp; Travel collections related to Germany.</a> (22)	

8. Select **Hamburg Passenger Lists, 1850-1934**. Note all the other German possibilities.



All related to Germany	
Hamburg Passenger Lists, 1850-1934 (in German)	5,200,425
Hamburg Passenger Lists, Handwritten Indexes, 1855-1934 (in German)	5,000,000
Web: Bremen, Germany, Passenger Lists Index, 1907-1939	734,065
Bremen, Germany Ships Crew Lists, 1815-1917 (in German)	221,495
Wuerttemberg, Germany Emigration Index	136,195
Lübeck, Germany, Citizenship Register, 1591-1919 (in German)	130,231
Munich, Vienna and Barcelona Jewish Displaced Persons and Refugee Cards, 1943-1959 (JDC)	85,148
Brandenburg, Prussia Emigration Records (in German)	61,162
Bremen, Germany Sailors Registry, 1824-1917 (in German)	49,777
Germany, Bremen, Select Passenger Departure Lists, 1904-1914 (in German)	44,315
Fürth, Bavaria, Germany, Emigration Records and City Directories, 1805-1913 (in German)	40,930
Baden, Germany Emigration Index, 1866-1911	28,342
Mainz, Germany, Emigration Register, 1856-1877 (in German)	15,892
Bremen, German Desertions of Sailors, 1855-1874 (in German)	9,525
Germany, Data on 7,400 North Bavarian Jews	7,407
Bautzen, Saxony, Germany, Citizen Rolls, 1496-1923 (in German)	3,832
19-Century Emigration of 'Old Lutherans' from Eastern Germany to Australia, Canada, and the United States	96

#### **Alternate ways to search for departure records from foreign countries:**

1. Select **Immigration & Travel** from the **Search** menu. Select the **View All in Catalog** button (green). Then **Filter by Location**.
2. Select **Card Catalog** from the Search menu. Perform a keyword search for terms such as: departure(s), emigration, outgoing, etc. along with the name of a country/city/port/etc.



9. We will search for **Lawrence and Julianne Miga**, a married couple from Poland who arrived in the U.S. between 1880 and 1883. Lawrence was born about 1849 and Julianne was born about 1850. Search as follows for Julianne.

First & Middle Name(s)		Last Name		
<input type="text" value="julianne"/>		<input type="text" value="miga"/>		
<input type="checkbox"/> Exact...		<input type="checkbox"/> Exact...		
	Day	Month	Year	Location
Birth	—	—	<input type="text" value="1850"/>	—
			✓ +/-2 yrs	
Lived In	—	—	—	<input type="text" value="City, County, State, Count"/>
Arrival	—	—	—	<input type="text" value="City, County, State, Count"/>
Departure	<input type="text" value="▼"/>	<input type="text" value="▼"/>	<input type="text" value="1882"/>	<input type="text" value="City, County, State, Count"/>
			✓ +/-2 yrs	
Any Event	—	—	—	<input type="text" value="City, County, State, Count"/>
Destination	—	—	—	<input type="text" value="City, County, State, Count"/>

10. The top two hits look promising. Wawrzyniec is the Polish form of Lawrence. Click **View Record** for Julie Miga.

Results 1-7 of 7						
View Record	Name	Birth Date	Departure Date	Port of Arrival	Ship Name	
<a href="#">View Record</a>	Wavryin Miga	abt 1849	11 Mai 1881 (11 May 1881)	London (America (England) via London)	Ophelia	
<a href="#">View Record</a>	Julie Miga	abt 1850	11 Mai 1881 (11 May 1881)	London (America (England) via London)	Ophelia	
<a href="#">View Record</a>	Jacob Maga	abt 1851	7 Mai 1880 (7 May 1880)	Leith (Amerika via Glasgow)	Cumberland	
<a href="#">View Record</a>	Marie Megow	abt 1850	25 Aug 1880	New York	Lessing	
<a href="#">View Record</a>	Michael Migo	abt 1848	27 Sep 1882	New York	Suevia	



11. The information found on this transcription provides what is needed to find a U.S. incoming passenger list. Click the thumbnail image to view it.



Name: Wavryin Miga  
[*Wawrzyniec Miga*]

---

Gender: männlich (Male)

---

Departure Age: 32

---

Occupation: Arbeiter

---

Birth Date: abt 1849

---

Residence: Radomisl, Posen (Poznan)

---

Departure Date: 11 Mai 1881 (11 May 1881)

---

Port of Departure: Hamburg

---

Destination: New York

---

Port of Arrival: London (America (England) via London)

---

Ship Name: Ophelia

---

Captain: Hinrichs

---

Shipping Clerk: M. Flatau

---

Shipping line: A. Kirsten, Hamburg

---

Ship Type: Dampfschiff

---

Ship Flag: Deutschland

---

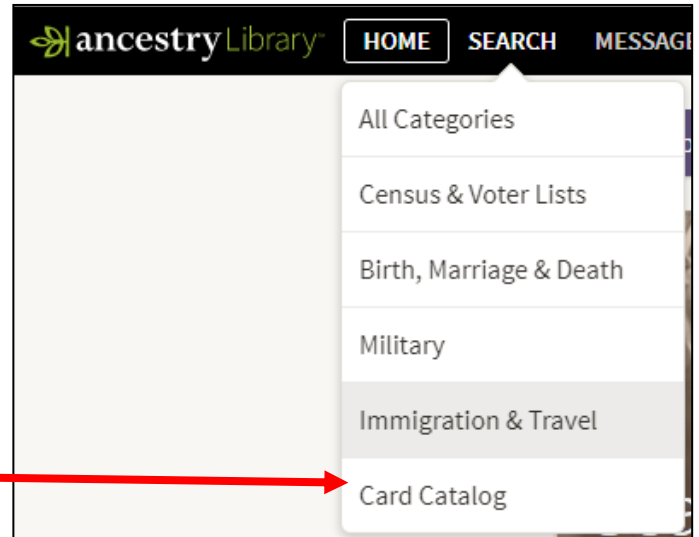
Accommodation: ohne Angabe

---

Volume: 373-7 I, VIII B 1 Band 043

Household Members:	<u>Name</u>	<u>Age</u>
	Wavryin Miga	32
	Julie Miga	31
	Thekla Miga	3

1. Go to: [www.buffalolib.org](http://www.buffalolib.org)
2. Click on the **Research** link near the top of the page.
3. Select **Genealogy** from the **Categories** list.
4. Select **Ancestry Library Edition**.
5. Click the **Search** menu and select **Card Catalog**.



6. Input the term **border** into the search box and click the **Search** button. Your results list will show crossings from Canada to the U.S., from Mexico to the U.S., from the U.S. to Canada, and other records. For this class, we will focus on crossings from Canada to the U.S. Notice how you can filter your search by Immigration & Travel. Click that record set.

The screenshot shows the search results page for the term 'border'. On the left, there is a search filter sidebar with a 'Search' button and a 'Clear All' link. The 'Filter Titles' section has 'Immigration & Travel' selected. The 'Filter By Collection' section lists 'Passenger Lists' (2), 'Crew Lists' (1), and 'Border Crossings & Passports' (5). The main results area shows 'Results 1-5 of 5' and a 'Sort By' dropdown set to 'Date Added'. A table of results is displayed with columns for Title, Collection, Records, and Activity. A red arrow points from the 'Search' button in the sidebar to the 'U.S., Border Crossings from Canada to U.S., 1895-1960' record in the table.

Title	Collection	Records	Activity
<a href="#">British Columbia, Canada, Border Entries and Passenger Lists, 1894-1905</a>	Immigration & Travel	42,740	
<a href="#">Border Crossings: From U.S. to Canada, 1908-1935</a>	Immigration & Travel	1,640,346	
<a href="#">Border Crossings: From Mexico to U.S., 1895-1964</a>	Immigration & Travel	5,878,615	
<a href="#">U.S., Border Crossings from Canada to U.S., 1895-1960</a>	Immigration & Travel	5,395,724	UPDATED
<a href="#">Detroit Border Crossings and Passenger and Crew Lists, 1905-1963</a>	Immigration & Travel	1,734,123	

7. Click on **U.S., Border Crossings from Canada to U.S.** When you open a database in Ancestry, it is a good idea to read its description. Here you can see what locations are included.

### About U.S., Border Crossings from Canada to U.S., 1895-1960

This database contains an index of aliens and citizens crossing into the U.S. from Canada via various ports of entry along the U.S.-Canadian border between 1895 and 1960. Specifically, this database covers the following ports and years:

#### Idaho

- Eastport, 1924-1954
- Porthill, 1923-1954

#### Maine

- Bangor, 1924-1952
- Calais, 1906-1952 (also includes a few arrivals from 1877 to 1905)
- Eastport, Fort Kent, Lubec, and Madawaska, 1906-1952 (also includes some departure records of U.S. citizens)
- Fort Fairfield, 1909-1953 (also includes a few arrivals at Easton, ME, Houlton, ME, Boston, MA, and Buffalo, NY and a few alien departures)
- Houlton, 1906-1952 (also includes some Indian admissions, ca. 1941-ca. 1953; "Records of Registry" documenting aliens' previous arrivals for which no records could be found; Re-entry permits; persons admitted under the "Rule of

8. Input a search for the following criteria and then click the **Search** button.

First & Middle Name(s)		Last Name	
<input type="text" value="may"/>		<input type="text" value="day"/>	
<input type="checkbox"/> Exact...		<input type="checkbox"/> Exact...	
	Day	Month	Year
Birth	<input type="text" value=""/>	<input type="text" value=""/>	<input type="text" value="1890"/>
			<input checked="" type="checkbox"/> +/-1 yr
Lived In	<input type="text" value=""/>	<input type="text" value=""/>	<input type="text" value=""/>
Arrival	<input type="text" value=""/>	<input type="text" value=""/>	<input type="text" value="1917"/>
			<input checked="" type="checkbox"/> +/-5 yrs
Departure	<input type="text" value=""/>	<input type="text" value=""/>	<input type="text" value=""/>
Any Event	<input type="text" value=""/>	<input type="text" value=""/>	<input type="text" value=""/>
Location			
<input type="text" value="City, County, State, Country"/>			
<input type="text" value="Buffalo, Erie, New York, US"/>			
<input checked="" type="checkbox"/> Exact to county & adjacent counties			
<input type="text" value="City, County, State, Country"/>			
<input type="text" value="City, County, State, Country"/>			
Keyword			
<input type="text" value=""/>			
e.g. pilot or "Flying Tigers" <input type="text" value=""/>			
Record has photo?			
<input type="text" value=""/>			
Record Type			
<input type="text" value=""/>			
Ship Name			
<input type="text" value=""/>			
Gender	Race/Nationality		
<input type="text" value="Female"/>	<input type="text" value=""/>		

9. Your results will return.

# All U.S., Border Crossings from Canada to U.S., 1825-1960 results for May Day

THE NATIONAL ARCHIVES ARCHIVES.GOV Provided in association with National Archives and Records Administration


Search Filters: may, day, BORN: 1890, ARRIVAL: 1917, IN: Buffalo, Eri..., GENDER: Female

Results 1-20 of 29

View Record	Name	Birth Date	Birth Place	Arrival Date	Port of Arrival	View Image
<a href="#">View Record</a>	May Day	abt 1889	Cuba	Mar 1917	Buffalo, New York, USA	
<a href="#">View Record</a>	May Day	abt 1889	Havanah, Cuba	3 Mar 1917	Buffalo, New York, USA	
<a href="#">View Record</a>	Effie Day	abt 1889	Canada	Aug 1922	Buffalo, New York, USA	

10. If you hover over a result, you will see a partial record transcription and a thumbnail image of the record. The first result appears to be a ship manifest, and the second appears to be a two-sided card.


## er Crossings from 825-1960 results for y Day



[View Record](#) [SEE MORE](#)

NAME: **May Day**  
GENDER: **Female**  
RACE/NATIONALITY: **Spanish**  
AGE: **28**  
BIRTH DATE: **1889**  
BIRTH COUNTRY: **Cuba**  
ARRIVAL DATE: **Mar 1917**  
PORT OF ARRIVAL: **Buffalo, New York, USA**  
RESIDENCE COUNTRY: **Canada**  
RECORD TYPE: **Manifests**  
LINE NUMBER: **11**

## 825-1960 results for y Day



[View Record](#) [SEE MORE](#)

NAME: **May Day**  
GENDER: **Female**  
RACE/NATIONALITY: **Spanish**  
AGE: **28**  
BIRTH DATE: **1889**  
BIRTH PLACE: **Havanah**  
BIRTH COUNTRY: **Cuba**  
ARRIVAL DATE: **3 Mar 1917**  
PORT OF ARRIVAL: **Buffalo, New York, USA**  
RECORD HAS PHOTO?: **No**  
RECORD TYPE: **Cards**





13. Go back to the results list and select the second result, which includes data on an index card. A useful piece of information is Ms. Day's alias, Helen Smith.

B.O.B. N.Y. Nov 20 1917  
Mar 3-17 6131

Family name <b>DAY</b>		Given name <b>MAY</b>		Accompanied by alias <b>Helen Smith</b>	
Place of birth (town, country, etc.) <b>Havana Cuba</b>		Age <b>28</b>	Yrs. <b>7</b>	Sex <b>M</b>	Occupation <b>Domestic</b>
Race <b>Chamish</b>	Nationality <b>Cuba</b>	Last permanent residence (town, country, etc.) <b>Hamilton</b>			
Name and address of nearest relative or friend in country whence alien came <b>None</b>					
Ever in U.S. <b>No</b>	From <b>1904</b>	To <b>Dec 1917</b>	Where <b>Buffalo N.Y.</b>	Passage paid by <b>Self</b>	
Destination, and name and address of relative or friend to join there <b>Buffalo N.Y. Mrs. William - 41 - Mahanick St</b>					
Money down <b>\$ 10.00</b>	Ever arrested and deported or excluded from admission			Head tax status <input checked="" type="checkbox"/>	
Height <b>5 - ft.</b>	Complexion <b>Fair</b>	Hair <b>Brown</b>	Eyes <b>Gray</b>	Distinguishing marks <b>-</b>	
Ship and date of landing and name of steamship <b>Boston 1904 ? MC 82</b>					

Form 540-11

14. Border Crossing records include much useful information. Information which may be included is:

- Name
- Age
- Birth date
- Birthplace
- Gender
- Ethnicity/nationality
- Arrival date and place
- If ever in the U.S. before, when and where
- Names of individuals accompanied by
- Name of nearest relative or friend in former country
- Name of nearest relative or friend at destination
- Occupation
- Physical description