

Appendix One

NAME	Type of	Type of	PPC	Town	Square	Population	Population	# of Fire	Fire	Reported	2000	2009	Calls Per	Filed a
	District	Company	Grade		Miles	2000 Census	2008 (est)	Stations	Fighters ⁽¹⁾	Calls ⁽²⁾	Tax Levy	Tax Levy	2009 Levy	9902
Akron Volunteer Fire Company	FPD	V	4/9	Newstead	1.89	3,033	2,968	1	72	495	\$ 92,346	\$ 144,524	\$ 291.97	yes
Alden Fire Dist	FPD	V	4/9	Alden	16.17	5,390	6,049	2	85	544	533,392	654,416	1,202.97	no
Angola Fire Dist	FPD	V	5/9	Evans	16.00	3,415	3,235	2	55	112				no
Area Without Fire Protection	-	-			2.80	30								n/a
Armor Fire Dist	FPD	V	5/9	Hamburg	5.28	4,094	4,256	1	60	341	225,000	301,590	884.43	yes
Aurora Colden Fire Dist 6	FD	V	5	Aurora							273,000	310,756		no
Aurora Fire Protection Dist 1	-	V		Aurora							206,000	185,549		no
Autumn Harvest Fire Dist 1	FPD	N/A	3	Amherst	0.34	663	625				46,605	50,534		n/a
Bellevue Fire Dist	FD	V	4	Cheektowaga	3.58	5,586	5,230	1	49	490	651,433			yes
Big Tree Fire Dist	FPD	V	5	Hamburg	4.02	8,438	8,772	2	75		495,500	576,253		yes
Blasdell Fire Dist	FPD	V	5	Blasdell	0.99	2,716	2,502	1	37	77				yes
Blossom Fire Dist	FPD	V		Elma	3.08	1,233	1,235	1		123				yes
Boston Fire Dist	FPD	V	5/8.5	Boston	28.95	2,623	2,349	2	42	89	509,495	720,000	8,089.89	card
Bowmansville Fire Dist	FPD	V	4	Lancaster	10.69	7,712	7,906	2	65	197				yes
Brant Fire Dist	FPD	V	6/9	Brant	17.57	1,125	1,073	1	39	108	106,956	227,303	2,104.66	yes
Brighton Fire Dist	FD	V	3	Tonawanda Town	5.53	26,512	24,360	3	82	516	649,175	897,487	1,739.32	yes
Buf Cle Hill Hy-Vw U-Cr F Dist	-	V		Cheektowaga	0.95									no
Buffalo Niagara Intl Airport Fire Dept	Paid	C		Cheektowaga				1	40					n/a
Cattaraugus Ind Res Fire Dist	FPD	V	6/9	Irving	26.12	2,001	1,859	2	40					no
Central Alarm	-	V		Amherst							677,629	1,127,221		n/a
Chaffee-Sardinia Fire Dist	FPD	V	9/10	Sardinia	50.39	2,692	2,662	3	48	269	115,897	224,865	835.93	yes
City of Buffalo	Paid	C	3	Buffalo	45.10	292,634	270,919	19	765	31,110				n/a
City of Tonawanda	Paid	MV	4	Tonawanda (City of)	3.72	16,136	14,819	3	74	2,204				no
Clarence Center Fire Dist	FPD	V	4	Clarence	20.73	7,195	9,912	1	75	328	388,849	873,041	2,661.71	yes
Clarence Fire District-1	FD	V	4	Clarence	11.02	5,579	7,686	1	65	597	585,313	1,058,633	1,773.25	yes
Cleveland Hill Fire Dist	FD	V	3	Cheektowaga	3.19	16,588	15,531	1	60	866	784,622	892,457	1,030.55	no
Colden Fire Dist	FD	V	5/9	Colden	34.07	3,097	3,273	2	50	168	319,175	362,027	2,154.92	yes
Collins Fire Dist	FD	V		Collins	43.07	6,895	5,776	1	75	180	129,933	182,288	1,012.71	yes
Collins Center Fire Company	FPD	V		Collins				1	40	102				yes
Crittenden Fire Dist	FPD	V	5/9	Alden	5.38	468	525	1	40	239				yes
Deerhurst Park Fire Dist	FPD	N/A		Tonawanda Town	0.11	777	714				22,794	28,325		n/a
Depew Fire Dist	FPD	V	4	Depew	5.04	16,621	15,307	3	164	290				no
Derby Fire Dist	FPD	V		Evans	8.39	2,863	2,746				5,150	4,850		no
Doyle Fire Dist	FD	V	3	Cheektowaga	2.68	10,435	9,770	2	60	802	832,738	839,898	1,047.25	no
East Amherst Fire Dept (A&C)	FPD	V	4	Amherst/Clarence				2	45	705	733,745	1,115,897	1,582.83	yes
East Aurora Fire Dist	FPD	V	4	East Aurora	19.35	10,867	10,176	1	70	244				yes
East Concord Fire Dist	FPD	V	9/10	Concord	16.46	1,410	1,383	1	46	146	310,603	479,488	3,284.16	no
East Eden Fire Dist	FPD	V	4/9	Eden	11.44	2,119	2,030	1		76				no
East Seneca Fire Dist 4	FD	V	4	West Seneca	5.14	5,595	5,334	1		462	396,602	561,636	1,215.66	no
Eden Fire Dist	FPD	V	5/9	Eden	27.97	5,801	5,557	1	49	169	189,723	285,259	1,687.92	no
Eggertsville Fire Dist	FD	V	3	Amherst	3.64	17,218	16,225	1	75	955	1,087,547	1,468,002	1,537.17	yes
Ellicott Creek Fire Dist 9	FPD	V	3	Amherst	5.13	12,277	11,518	1	51	687	484,439	753,325	1,096.54	yes
Ellwood Fire Dist	FD	V	4	Tonawanda Town	1.71	11,311	10,393	1	56	204	464,686	591,972	2,901.82	yes
Elma Fire Dist	FPD	V		Elma	12.01	4,342	4,349	2	35	385	612,490	796,269	2,068.23	no
Evans Center Fire Dist	FPD	V		Angola	8.60	3,099	2,972	2	42	600	669,585	834,725	1,391.21	yes
Forks Fire Dist	FD	V	4	Cheektowaga	2.49	1,739	1,628	2	30	539	509,581	576,546	1,069.66	no
Getzville Fire Dist 11	FPD	V	4/9	Amherst	13.38	27,376	25,797	2	65	1,125	917,288	1,250,367	1,111.44	yes
Gowanda Fire Dist	FPD	V	5/9	Gowanda	3.74	1,300	1,156	1	78					yes
Grand Island	FPD	V	5	Grand Island	28.43	18,621	18,950	3	122	1,567	609,870	1,031,950	658.55	yes
Hamburg Fire Dist	FPD	V	3	Hamburg	9.79	13,443	13,975	1	118	971	342,000	518,251	533.73	yes

Appendix One

NAME	Type of	Type of	PPC	Town	Square	Population	Population	# of Fire	Fire	Reported	2000	2009	Calls Per	Filed a
	District	Company	Grade		Miles	2000 Census	2008 (est)	Stations	Fighters ⁽¹⁾	Calls ⁽²⁾	Tax Levy	Tax Levy	2009 Levy	9902
Harris Hill Fire District	FPD	V	4	Clarence	7.10	6,825	9,402	1	58	618	503,828	841,189	1,361.15	yes
Helmuth Fire Dist	FPD	V		Collins	1.10	112	94				23,900	32,014		no
Highland	FPD	V		Derby				1		136				no
Hillcrest	FPD	V	5/9	Orchard Park				1						yes
Holland Fire Dist	FD	V	5/9	Holland	32.94	3,573	3,475	1	45	268	193,962	266,792	995.49	no
Hy-View Fire Dist	FD	V	4	Cheektowaga	2.48	4,688	4,389	1	40	98	373,626	461,308	4,707.22	no
Industrial Fire Dist	FPD	V	4	Tonawanda Town	5.96	1,156	1,062				369,718	403,532		no
Jamison Road Fire Dist	FPD	V		Elma	10.40	3,335	3,340	1	40	300				yes
Kenilworth Fire Dist	FD	V	3	Tonawanda Town	1.17	8,811	8,105	1	63	173	520,865	547,057	3,162.18	no
Kenmore Fire Dist (Village of)	Paid	MV	4	Kenmore (Village)	1.43	16,426	15,002	1	122	1,261				no
Lackawanna Fire Dist	Paid	C	4/9	Lackawanna	6.66	19,068	17,588	3	48	2,646				n/a
Lake Erie Beach Fire Dist	FPD	V	6/9	Lake Erie Beach	3.95	4,574	4,387	1	280	435				yes
Lakeshore Fire Dist	FPD	V	4	Hamburg	7.24	9,517	9,893	2	81	68	575,000	586,626	8,626.85	yes
Lakeview Fire Dist	FD	V	4/9	Hamburg	8.53	5,803	6,033	2	70	373	477,178	607,415	1,628.46	yes
Lamm Post Fire Dist 2	FPD	N/A	3	Amherst	0.01						1,248	915		n/a
Lancaster Fire Dist	FPD	V	4	Lancaster	2.75	11,188	11,108	2	122	219	1,925,092	3,431,083	15,667.05	no
Langford-New Oregon Fire Co	FPD	V	8.5/10	North Collins				1	118	30				no
Lawtons Fire Dist	FPD	V	8.5/10	Lawtons	8.40	400	392	1	26	55	8,962	10,857		n/a
Lehn Spring Fire Dist 3	FPD	N/A	3	Amherst	0.06	181	171							no
Main-Transit Fire Dist 14	FPD	V	3	Williamsville	5.43	11,257	10,608	2	90	726	836,095	967,859	1,333.14	yes
Marilla Fire Dist	FPD	V	4/9	Marilla	27.42	5,709	5,560	1	58	346	210,094	313,100	904.91	yes
Mill Street Fire Dist 4	FPD	N/A	3	Boston	0.07						9,151	9,397		n/a
Millgrove Fire Improve Dist	FPD	V	4/9	Alden	11.22	3,331	3,738	1	37	137				yes
Morton Corners Fire Dist	FPD	V	9/10	Springville	23.89	1,005	986	1		75				yes
Newton-Abbott Fire Dist	FPD	V	4	Hamburg	2.69	5,953	4,411	1	58	718	395,000	469,750	654.25	yes
North Amherst Fire Dist 10	FPD	V	4/9	Amherst	5.83	1,358	1,280	1	46	75	146,724	292,050	3,894.00	no
North Bailey Fire Dist 18	FPD	V	3	Amherst	0.97	2,081	1,961	1	127	271	241,065	362,729	1,338.48	yes
North Boston Fire Dist	FPD	V		Boston (Town of)	7.14	3,468	3,106	1	49	129				yes
North Collins Fire Dist	FPD	V	8.5/10	North Collins	10.98	1,784	1,747	1	39	91	130,175	180,264	1,980.92	no
North Delaware Fire Dist	FPD	N/A		Tonawanda (Town of)	0.62	5,174	4,754				101,201	125,757		n/a
North Evans Fire Dist	FD	V	4/9	Evans	4.92	3,799	3,644	1	50	119	435,170	628,625	5,282.56	no
Orchard Park Fire Dist	FD	V	5/9	Orchard Park	36.11	26,208	28,525	2		2,032	1,025,700	1,706,021	839.58	yes
Oregon Fire Dist	FPD	V	8.5/10	North Collins	23.62	1,192	1,113							no
Park Club Fire Dist 15	FPD	N/A	3	Amherst	0.50	458	432				31,661	36,920		no
Park Club Fire Dist 15	FPD	N/A	3	Amherst	0.08									no
Patchin Fire Dist	FPD	V		Boston (Town of)	14.83	2,619	2,346	2		125				yes
Pine Hill Fire Dist	FD	V	4	Cheektowaga	1.26	5,738	5,372	1	31	167	333,421	405,268	2,426.75	yes
Rapids Fire Dist	FPD	V	5	Clarence	5.71	772	1,064				20,400	38,588		yes
Rescue Volunteer Hose Co #1	FPD	V		Cheektowaga				1	87	479				yes
Reserve Hose Fire Dist 3	FD	V	4	West Seneca	5.57	14,586	13,906	2	125	790	545,200	643,154	814.12	yes
River Road Fire Dist	FD	V	4	Tonawanda Town	0.10	102	94	1	15	59	19,000	52,827	895.37	no
Scranton Fire Dist	FPD	V	4	Hamburg	3.35	6,737	4,991	2	75	260	440,000	569,765	2,191.40	yes
Seneca Hose Fire Dist 5	FD	V	3	West Seneca	1.80	7,652	7,295	1	52	734	620,018	697,517	950.30	yes
Sheridan Park Fire Dist	FD	V	4	Tonawanda Town	2.86	5,721	5,257	2		312	484,540	519,138	1,663.90	yes
Sloan Fire Dist	FPD	V	5	Sloan	0.79	3,840	3,501	1		225				yes
Snyder Fire Dist 1	FD	V	3	Amherst	4.19	16,051	15,125	1	70	832	859,450	1,354,265	1,627.72	yes
Snyder Fire Dist 17	-	V	3	Amherst	1.20	2,774	2,614							no
South Line Fire Dist	FD	V	3	Cheektowaga	3.90	18,980	17,770	1	100	858	938,288	1,604,001	1,869.47	yes
South Wales Fire Dist	FD	V	5/8.5	Aurora	13.59	1,703	1,659	1	29	197	93,020	127,886	649.17	no
Springbrook Fire Dist	FD	V	4/9	Eima	9.07	2,394	2,398	1	63	323	297,600	366,000	1,133.13	yes

Appendix One

NAME	Type of District	Type of Company	PPC Grade	Town	Square Miles	Population 2000 Census	Population 2008 (est)	# of Fire Stations	Fire Fighters (1)	Reported Calls (2)	2000 Tax Levy	2009 Tax Levy	Calls Per 2009 Levy	Filed a 990?
Springville Fire Dist	FPD	V		Springville	14.92	5,283	6,005	2	48	388				yes
Swormville Fire Dist 12	FPD	V	3	Amherst	12.90	6,629	6,247	1	55	276	209,708	484,847	1,756.69	no
Swormville Fire Protection	FPD	V	3	Clarence							103,772	249,370		yes
Town of Newstead Fire Dist	FPD	V	5/9	Newstead	50.90	5,359	5,327	2	63	281	184,511	312,637		yes
Townline Fire Dist	FPD	V	4/9	Lancaster	19.60	6,288	6,446	2	70	734				yes
Transit Fire Dist 13	FPD	V	4	Amherst	7.21	17,229	16,236							no
Twin Dist Fire Dist	FPD	V	3	Lancaster	4.90	8,733	8,953	1	55	588				yes
U-Crest Fire Dist	FD	V	4	Cheektowaga	3.43	11,699	10,953	2	61	1,230	722,694	760,707	618.46	no
Union Hose Fire Dist 2	FD	V	4	West Seneca	4.49	6,453	6,152	1	72	787	315,000	424,999	540.02	yes
Vigilant Fire Dist 6	FD	V	4	West Seneca	2.94	7,532	7,181	1	40	843	468,940	588,065	697.59	yes
Village of Farnham Fire Dist	FPD	V	6/9	Farnham	6.73	781	750	1	35	186				no
Walden Fire Dist	FD	V	4	Cheektowaga	1.49	4,480	4,194				425,439	486,461		no
Wales Center Fire Dist	FPD	V	9/10	Wales	28.15	2,110	2,019	1	48	197	159,590	249,836	1,268.20	yes
Wende Corr Fac Fire Resp Team	FPD	V		Alden				1	55					n/a
West Falls Fire Dist	-	V	5/9	West Falls	12.67	2,502	2,481	1	38	181				yes
Williamsville Fire Dist	FPD	V	3	Amherst	1.22	5,571	5,129	2	56	600				yes
Williamsville Fire Dist 16	FPD	V	3	Amherst	1.04	3,832	3,611				237,802	298,081		no
Winchester Hose Fire Dist 1	FD	V	4	West Seneca	1.53	4,118	3,926	1	60	466	206,660	395,051	847.75	no
Windom Fire Company	FPD	V	5/9	Orchard Park				1						yes
Wolcottsville Volunteer Fire Co	FPD	V	4	Akron				1	38					no
Woodlawn Fire Dist	FPD	V	4/9	Hamburg	1.74	996	1,035	1		80	492,000	404,916	5,061.45	yes
TOTALS					1,051.87	950,767	909,845	155	6,247	72,679	\$ 31,691,629	\$ 43,240,343		

Not all data is available for all locations.

Type of District - FPD is Fire Protection District; FD is Fire District, Paid is a paid Fire Department; - is a subset of another District.

Type of Company - V is Volunteer, MV is mostly volunteer, C is a career (paid) department, N/A is no company in that district.

(1) - The number of firefighters includes support staff. The figure in Appendix 5 differs by 544. That difference is private fire companies for Wilson Greatbach (33 FF), Sierra Research (12 FF), West Seneca Developmental Center (34 FF), Southtowns Hazmat Response (35 FF) and the Fire Chief Council (430 FF).

(2) - The number of reported calls differs from Appendix Five due calls being included for fire companies not included in the above listing. (See Footnote One)

APPENDIX TWO

LUNDINE COMMISSION

In April of 2008, a report was released by the New York State Commission on Local Government Efficiency and Competitiveness (the "Lundine Commission"). This commission was charged with examining local government, with an eye to making local entities more "affordable, accountable, democratic and competitive." The Commission made several observations and recommendations on fire protection in New York State. Rather than repeat that work, their findings are presented here. The entire report can be found at http://www.nyslocalgov.org/report_page.asp.

The Lundine Commission questioned the large number of fire districts and fire protection districts in New York State and asserted the need for a more thorough analysis of fire protection. The Commission reported:

"Our research on fire protection revealed many unknowns about a service that has been around since bucket brigades and horse-drawn pump wagons were the norm. Because of the changing nature of fire protection, dwindling numbers of volunteers, and increasing costs of purchasing and maintaining equipment, we believe it is time for a comprehensive statewide review of how fire protection is provided. With better information on costs, geographic service areas, types of companies and departments, response times and results – localities could better evaluate their relative situation and options for reconfiguration."

We agree with the Lundine Commission's recommendation and so does the Onondaga County Executive. In early March 2010, Onondaga County Executive Joanie Mahoney announced in her state of the county address that she had just directed her emergency management department to work with the fifty seven suburban fire departments in Onondaga County to publicize response times of all those fire services as part of her new effort to promote consolidation of fire services in that county. In her state of the county address, Ms. Mahoney said that Onondaga County residents could no longer afford to pay for 57 separate suburban fire departments and that consolidation needed to be studied and considered as a possible way to save taxpayer money and increase efficiency.¹

Fire departments periodically purchase, occasionally using bond proceeds or through capital reserve funds, new equipment such as fire engines, pumpers, aerial trucks, miscellaneous trucks and ambulances/rescue trucks. Many volunteer departments also utilize bond financing or create capital reserve funds for the construction of new fire stations. Any time a fire district bonds or creates a capital reserve fund, voter approval via a mandatory referendum is required. However, voter turnout at such times is usually very poor and reportedly, heavily influenced by firefighters and their voting family members. The Lundine Commission staff cited one example:

¹ Knauss, Tim and Marnie Eisenstadt. "Onondaga County to Release Fire Department Emergency Response Times as it Promotes Consolidation." *Syracuse Post-Standard*. March 3, 2010.

“Newsday reported that when Coram Fire Department held a bond vote in 2000 to finance the biggest, most expensive firehouse on Long Island only 242 people voted. At less than 2% of registered voters, at least 138 of those votes were cast by department members or their relatives. The referendum passed, and the firehouse was built at the cost of \$7.7 million. Property tax revenues collected by the Coram Fire District were the eighth highest amount in the state in 2005 at just over \$5.4 million.²”

One of the findings of the Lundine Commission was that in cases of fire departments contracting with towns or villages in fire protection districts, the contracts vary in detail. Some contracts simply name a price for protection with little detail, documentation or support. The Lundine Commission recommended that in the interest of greater public information and transparency, towns “require that contracts with fire protection districts list categories of expenses so that officials and the public will have a better understanding of the costs for fire protection.” Our office concurs but takes this finding one step further, noting that this should only be an intervening, and interim measure towards greater transparency, efficiency, and reduced taxpayer expense. Therefore, we concur with the Lundine Commission’s recommend that all volunteer fire departments be required under State law to annually publish their detailed budgets, showing all revenues and appropriations, on the New York State Department of State’s Office of Fire Prevention and Control’s website, or alternatively, that Erie County offer to do so on the County’s website.

The Lundine Commission also recommended that local governments be required to “annually disseminate information on the costs for local fire protection, including the names and locations of fire districts and fire companies, their annual budget, and debt.” We agree with this recommendation, and note there is currently a widespread absence of transparency and openness in the reporting to the public of the cost of fire protection. We again note that this finding and recommendation also buttresses an argument for fewer fire departments and consolidation.

Lundine Commission Recommendation on Centralizing Fire Services

The Lundine Commission’s report recommended that local conversations and dialogues be held regarding “how fire and emergency medical services can best be provided and the volunteer system preserved, with the likelihood that some counties will move forward with restructuring initiatives.”³ Among the Lundine Commission’s recommendations was the centralization of emergency dispatch at the county level and local consideration and study of county level management for fire protection.⁴ The Lundine Commission made six (6) recommendations for fire protection and emergency medical services (“EMS”). Its first and only contentious recommendation stated:

² See http://www.nyslocalgov.org/pdf/Fire_Protection_in_NYS.pdf

³ “21st Century Local Government.” Report of the New York State Commission on Local Government Efficiency and Effectiveness, April 2008, page 1.

⁴ “21st Century Local Government.” Report of the New York State Commission on Local Government Efficiency and Effectiveness, April 2008, page 3.

The potential for moving to countywide management for fire protection and/or EMS should be reviewed in each county, with the goals of improving efficiency and service as well as preserving the volunteer system. If, after a fact-finding and public discussion period, county leaders decide that some level of management for fire protection, EMS, or both would be appropriate at the county level, they may promulgate a plan which would be subject to voter approval through referendum prior to implementation. If approved by the voters, the county would have broad powers to coordinate services and review equipment and coverage decisions made by local service providers. If desired, and approved by the voters, the county plan may include transfer of paid (career) fire or EMS employees to the county at the option of the municipalities with the paid or mostly paid staff.

Given the large number of often contiguous fire companies in Erie County and the resultant expense, both on town fire district property tax levies, as well as annual appropriations for paid and volunteer fire services in towns, villages and cities, we concur with the Lundine Commission's finding. Therefore, we recommend that the County initiate a dialogue with these municipalities and fire protection services to discuss ways to reduce expense and improve efficiency within the framework of the existing volunteer force.

APPENDIX THREE

Emergency Services Agencies Erie County, New York

Legend*

- Rescue Squad Locations ● Fire Base Station ● Fire Stations
- EOC ● Fire Training ● Hazard ● Merg Flight

*County-Owned facilities shown by street colors. All other facilities shown by the symbol.

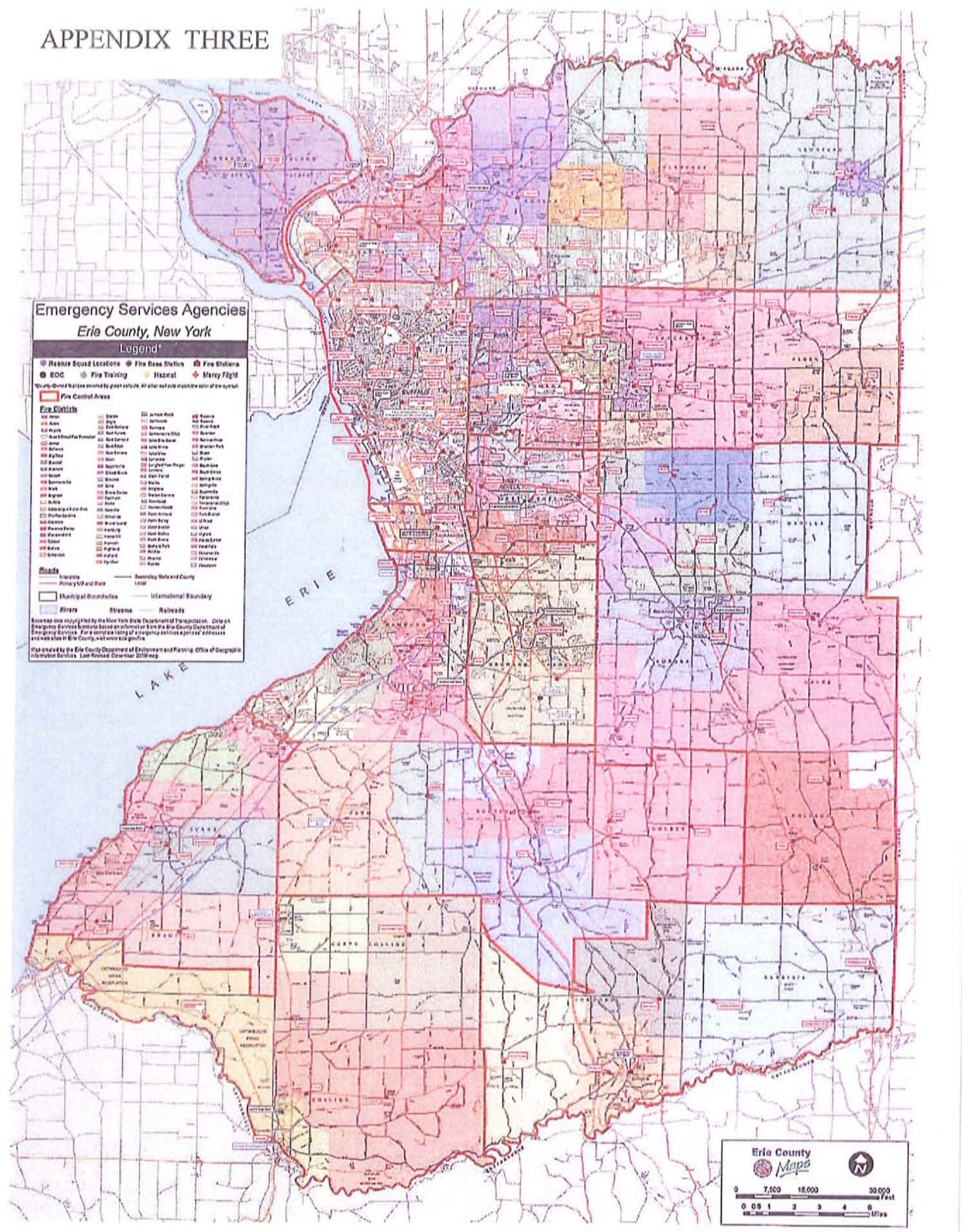
Fire Control Areas

Fire Districts			
001	Adrian	022	Arden Park
002	Alton	023	Arden
003	Alton	024	Arden
004	Arden	025	Arden
005	Arden	026	Arden
006	Arden	027	Arden
007	Arden	028	Arden
008	Arden	029	Arden
009	Arden	030	Arden
010	Arden	031	Arden
011	Arden	032	Arden
012	Arden	033	Arden
013	Arden	034	Arden
014	Arden	035	Arden
015	Arden	036	Arden
016	Arden	037	Arden
017	Arden	038	Arden
018	Arden	039	Arden
019	Arden	040	Arden
020	Arden	041	Arden
021	Arden	042	Arden
022	Arden	043	Arden
023	Arden	044	Arden
024	Arden	045	Arden
025	Arden	046	Arden
026	Arden	047	Arden
027	Arden	048	Arden
028	Arden	049	Arden
029	Arden	050	Arden
030	Arden	051	Arden
031	Arden	052	Arden
032	Arden	053	Arden
033	Arden	054	Arden
034	Arden	055	Arden
035	Arden	056	Arden
036	Arden	057	Arden
037	Arden	058	Arden
038	Arden	059	Arden
039	Arden	060	Arden
040	Arden	061	Arden
041	Arden	062	Arden
042	Arden	063	Arden
043	Arden	064	Arden
044	Arden	065	Arden
045	Arden	066	Arden
046	Arden	067	Arden
047	Arden	068	Arden
048	Arden	069	Arden
049	Arden	070	Arden
050	Arden	071	Arden
051	Arden	072	Arden
052	Arden	073	Arden
053	Arden	074	Arden
054	Arden	075	Arden
055	Arden	076	Arden
056	Arden	077	Arden
057	Arden	078	Arden
058	Arden	079	Arden
059	Arden	080	Arden
060	Arden	081	Arden
061	Arden	082	Arden
062	Arden	083	Arden
063	Arden	084	Arden
064	Arden	085	Arden
065	Arden	086	Arden
066	Arden	087	Arden
067	Arden	088	Arden
068	Arden	089	Arden
069	Arden	090	Arden
070	Arden	091	Arden
071	Arden	092	Arden
072	Arden	093	Arden
073	Arden	094	Arden
074	Arden	095	Arden
075	Arden	096	Arden
076	Arden	097	Arden
077	Arden	098	Arden
078	Arden	099	Arden
079	Arden	100	Arden

- Interstate
- Primary/US and State
- Municipal Boundaries
- Rivers
- Secondary State and County
- Local
- International Boundary
- Streets
- Railroads

Rescue and fire agencies are shown by the symbols of the Erie County Department of Transportation. Other Emergency Services Agencies based on information from the Erie County Department of Emergency Services. For a complete listing of emergency services agencies and their addresses and phone numbers in Erie County, visit our website.

Map created by the Erie County Department of Environment and Planning, Office of Geographic Information Services. Last Revised: December 2019.



Erie County

0 7,500 15,000 30,000
 Feet



0 0.5 1 2 3 4 5
 Miles

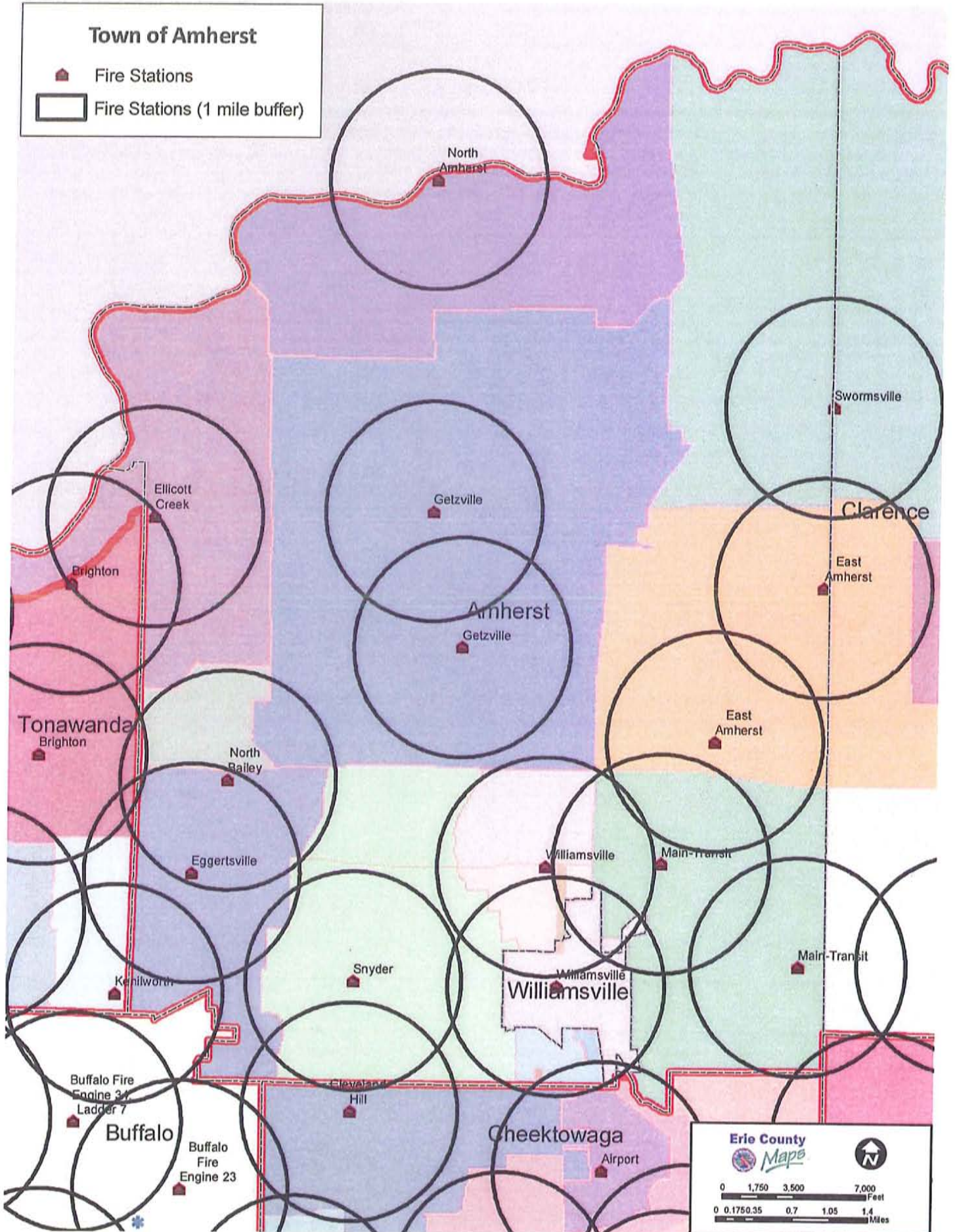
APPENDIX FOUR



Maps of Districts showing Fire Stations with a 1 mile radius circle:

- 1) Amherst
- 2) Buffalo
- 3) Cheektowaga
- 4) Eastern Erie County
- 5) Hamburg
- 6) Lackawanna
- 7) Lancaster
- 8) Orchard Park
- 9) Southern Erie County
- 10) Tonawanda
- 11) West Seneca

Town of Amherst

-  Fire Stations
-  Fire Stations (1 mile buffer)



0 1,750 3,500 7,000
 Feet

0 0.1750.35 0.7 1.05 1.4
 Miles

